

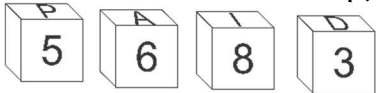
# All Saints/Souls Escape Room

## What you need:

Bible  
Double Sided Silicone Tape (Amazon  
[https://www.amazon.com/gp/product/B0816D7B2V/ref=ppx\\_yo\\_dt\\_b\\_asin\\_title\\_o03\\_s01?ie=UTF8&psc=1](https://www.amazon.com/gp/product/B0816D7B2V/ref=ppx_yo_dt_b_asin_title_o03_s01?ie=UTF8&psc=1))  
Metal fasteners (Amazon  
[https://www.amazon.com/gp/product/B07JFZ2NRN/ref=ppx\\_yo\\_dt\\_b\\_asin\\_title\\_o03\\_s01?ie=UTF8&psc=1](https://www.amazon.com/gp/product/B07JFZ2NRN/ref=ppx_yo_dt_b_asin_title_o03_s01?ie=UTF8&psc=1))  
Dictionary  
3 Boxes or trunks that can be locked.  
4 Blank Wooden Blocks  
Two Keys with lock  
Two 4-Didget Number Combination Locks  
One 4-Didget Letter Combination Lock  
Book Safe with key (I used a Bible one, but you can use any book safe with a key)  
Picture or Poster of Saints  
Desk  
Random Books  
Pen

## Prepare:

Make sure the room you are using has a desk in it for one of the clues to work  
On the wooded blocks add a “P” to one, “A” to another, “I” to another, and “D” to the final one.  
While the Blocks are letter side up, add the numbers “5”, “6”, “8”, “3” to the side facing you,  
like this:



Print out enough copies of the crossword puzzle for each group to have one.  
Print out a few copies of the clues and cut apart.  
Print the Hearts on cardstock and cut them out. Cut the larger one on the lines.  
Set one number lock to “5683” and the other to “1101”  
Set the letter lock to “DEAD”

## Set up:

To set up the door lock, attach the lock to both sides of the hardware so you know how close they will need to be to make the lock fit. Using the double-sided silicone tape, cut 2 pieces the size of the flat part of the hardware and attach the hardware to the door and door jam. This tape is pretty strong and should hold up through the 3 groups (I used it for 10 rounds over a week and it stayed on). However, if an emergency arises, it can be pulled off with some force. Have extra tape available in case they get ruined.

The room will need to be reset each time following these directions:

1. In the Bible book safe, put the last clue **1 Corinthians 15:29** Otherwise, what will people accomplish by having themselves baptized for the \_\_\_? If the \_\_\_ are not raised at all, then why are they having themselves baptized for them? Lock it up and put it on a shelf or table with other books.

2. Put the key to the Bible safe in a box and lock with the number lock with "5683". Put the box randomly around the room.
3. In the top desk drawer, leave the wood blocks and the clue "Amen, I say to you, you will not be released until you have \_ \_ \_ \_ the last penny" **Matthew 5:26**
4. Hang the picture of the saints on the wall above a table or shelf.
5. Fold the crossword puzzle and tuck into the Dictionary under the word "Saint". Put the dictionary on the table or shelf under the saints picture.
6. In a locking box, put the clue "A Dictionary can be found under the saints" and lock the box with a key lock. Put the box randomly around the room.
7. In another locking box put the key to the last box and the piece of the heart puzzle with the word "Saint" on it. Lock the box with the number lock with "11-01". Hide the box randomly around the room.
8. Randomly place the rest of the puzzle pieces as well as the smaller heart around the room.
9. Once the students are ready to start, lock the door lock and start the clock.

Rules:

Work together to solve the puzzles and search for clues.

A Bible will be needed for many of the clues.

No phones are allowed in the escape room. Anyone caught using their phone will cause the entire group to have 2 minutes added to their time.

You may ask for up to 3 hints. Each hint will count for 30 seconds to be added to your time.

Here's how it should play out:

The group should look for puzzle pieces as well as locked boxes. The puzzle, when put together will reveal a heart with the clue "Look Up Saint in the Dictionary". One of the pieces will be locked in a box. The code to the box is "11-01". This can be found as a clue lying around the room on another heart. There will also be a key in the box.

This key will open a clue to find the dictionary. "A Dictionary can be found under the saints" is the clue and the dictionary will be held in a drawer under the pictures of saints.

Once they find the dictionary, the group should find the word "Saint" in the Dictionary.

In the Dictionary there will be a crossword puzzle to solve. Once solved, it will say "Look for the hidden blocks in the top desk drawer".

In the drawer with the blocks, there will be the clue "Amen, I say to you, you will not be released until you have \_\_\_ the last penny" **Matthew 5:26**

The blocks will spell out "PAID", which will reveal the code to the clear box. The code is 5683. The box will have the key to the Bible book safe.

In the Bible book safe, there will be the last clue **1 Corinthians 15:29** Otherwise, what will people accomplish by having themselves baptized for the \_\_\_? If the \_\_\_ are not raised at all, then why are they having themselves baptized for them? The lock to the outside will need to spell out "DEAD" to open.

“Amen, I say to you, you will not be released until you have \_ \_ \_ \_  
the last penny” **Matthew 5:26**

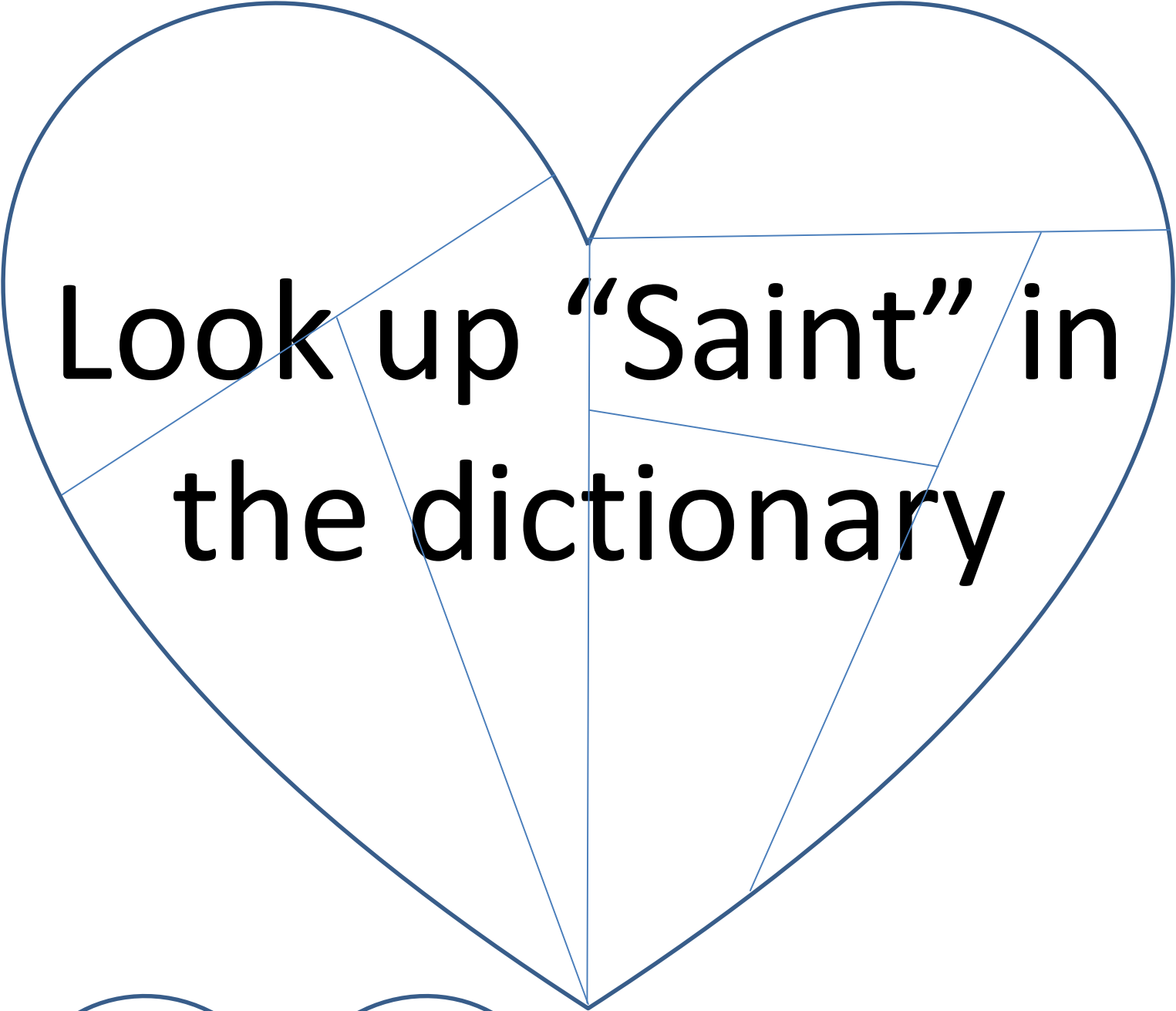
A Dictionary can be found under the saints

“Otherwise, what will people accomplish by having themselves baptized for  
the \_ \_ \_ \_? If the \_ \_ \_ \_ are not raised at all, then why are they having  
themselves baptized for them?” **1 Corinthians 15:29**

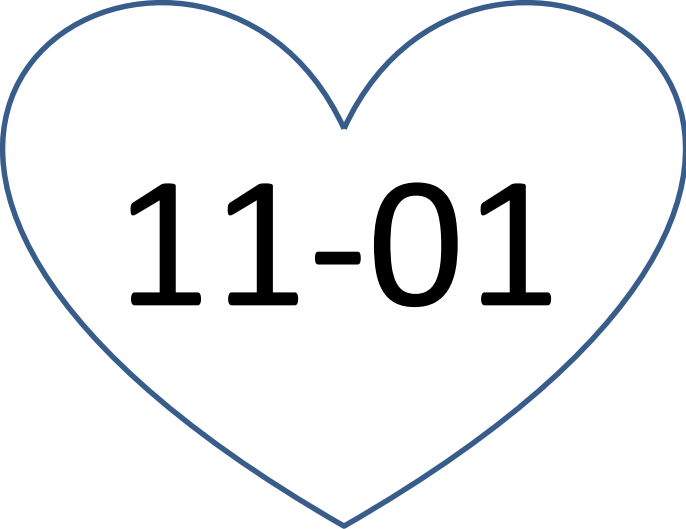
“Amen, I say to you, you will not be released until you have \_ \_ \_ \_  
the last penny” **Matthew 5:26**

A Dictionary can be found under the saints

“Otherwise, what will people accomplish by having themselves baptized for  
the \_ \_ \_ \_? If the \_ \_ \_ \_ are not raised at all, then why are they having  
themselves baptized for them?” **1 Corinthians 15:29**



Look up "Saint" in  
the dictionary



11-01


# Complete the Crossword Puzzle to Find the Answer to Your Next Clue

## Across:

1. The highest or uppermost point, part, or surface of something.
2. A storage compartment that slides horizontally in and out of a piece of furniture.
3. Direct one's gaze toward someone or something or in a specified direction.
4. Set of solid cubes used as a child's toy
5. The symbol for the chemical element indium

## Down:

1. Most common English word.
2. A piece of furniture with a flat or sloped surface at which a teacher can read, write, or do other work
6. Intended to be given to
7. Kept out of sight, concealed



Unscramble the words below:

-----

-----